



## 1. Unpack and verify contents



TE-A



Document Package



GNSS Antenna




RF Cable

## 3. Install UART Drivers from CD(From GSM-EVB-KIT)

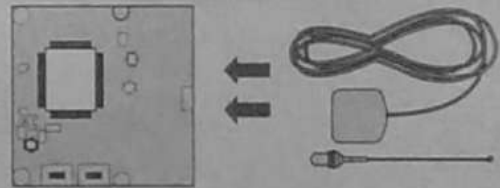
- Insert the CD to your PC and find drivers which is called
- CDM20802\_Setup.exe  
Install these drivers in your PC.
- After completing installation, you can use our EVB via QCOM or QNavigator
- You also can download the EVB User Guide from CD

## 2. Connect hardware to development board

- a. Connect TE-A to EVB and fix by double end bolts and nuts to ensure good grounding



- b. Connect RF cable, Main Antenna to interface



## 4. Download documentation

- To obtain a complete documentation of module including HD, Specification, Presentation, Protocol Specification, EVB User Guide, please go to <http://www.quectel.com/support/downcenter.aspx>
- Select category, as shown below, and click "Search"

Category